

Choose all the orange pencils and markers that you have.

# An orange meadow

Draw a meadow with flowers whose stems are different heights.




**NOTICE** a garden or a plant.  
Do all the flowers of the same species have the same height and color?





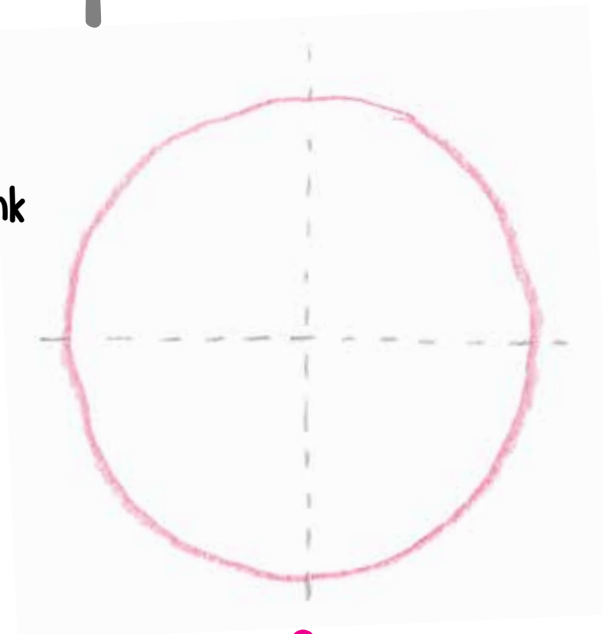
# Pink and gray



1

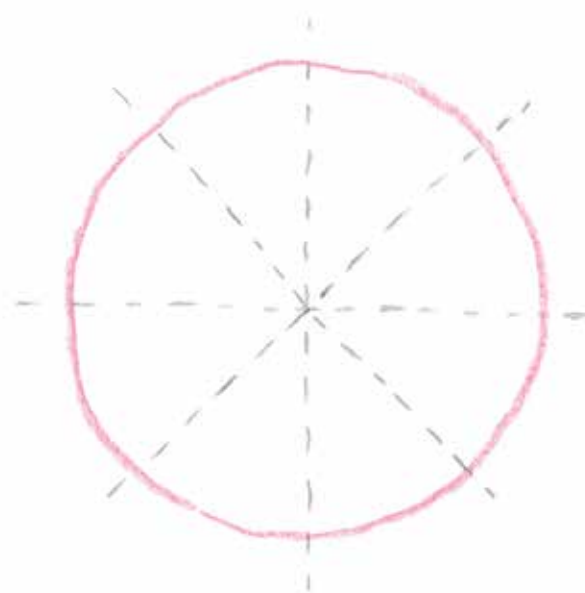
Choose pencils  
and markers in pink  
and gray colors.

Draw flowers  
following these  
four steps.



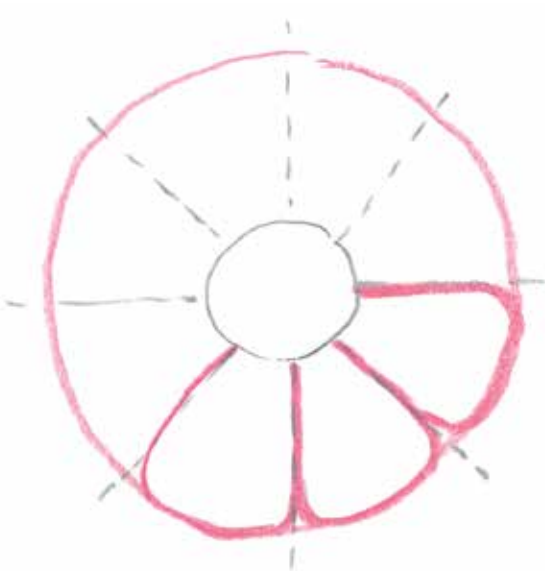
2

Change the size. Make some of them big and others little.



3

Fill them in with  
the colors you  
have chosen.



4

5



NOTICE objects in your home  
which have two color tones.


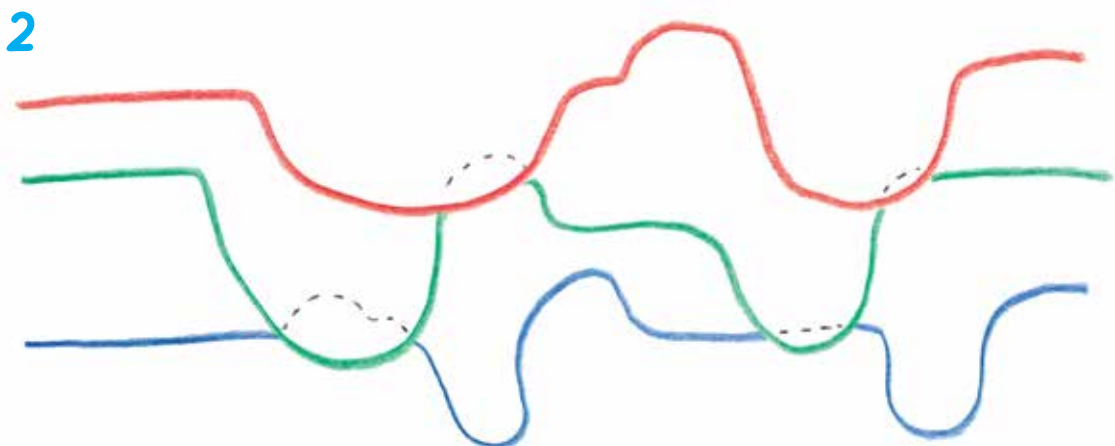



Practice drawing colored lines on a blank piece of paper. First draw them separately, and then draw some under the others.

# Creating shapes

The second one is under the first one, the third one is under the second, and so on.

You'll see how some very interesting shapes appear! Draw them to look like overlapping pieces of paper.



NOTICE how some exercises require attention and concentration. Color matters!

